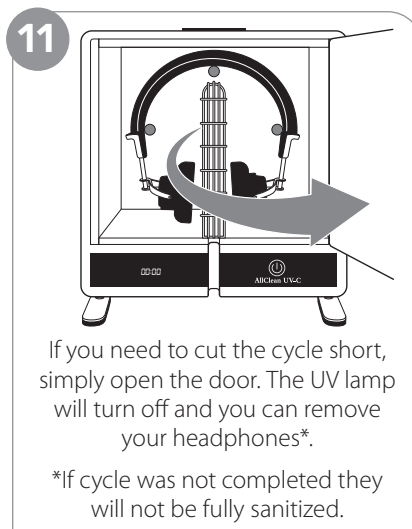
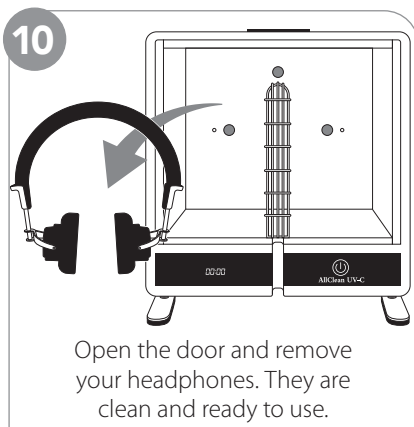
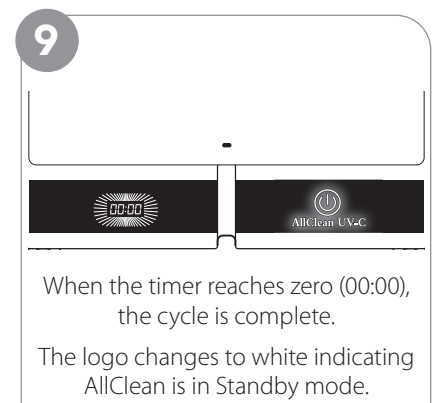
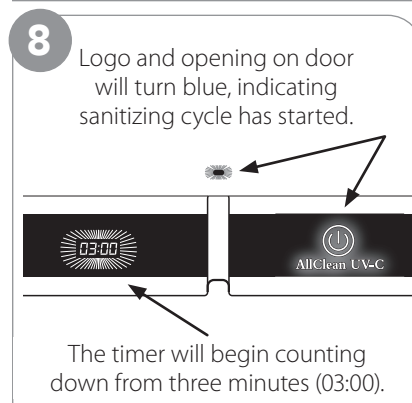
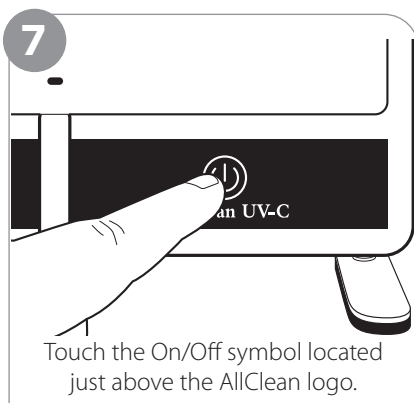
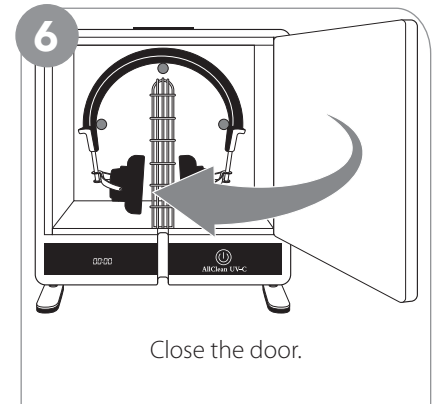
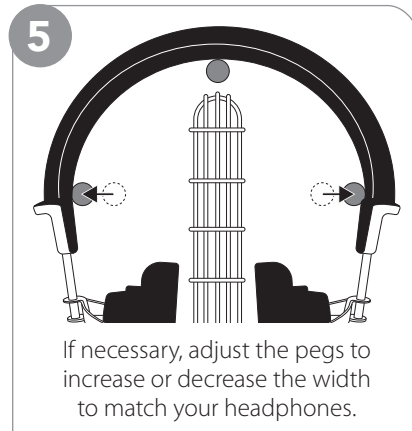
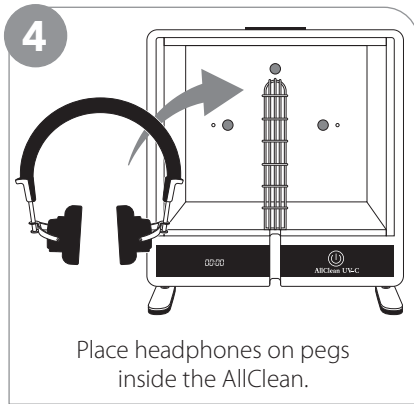
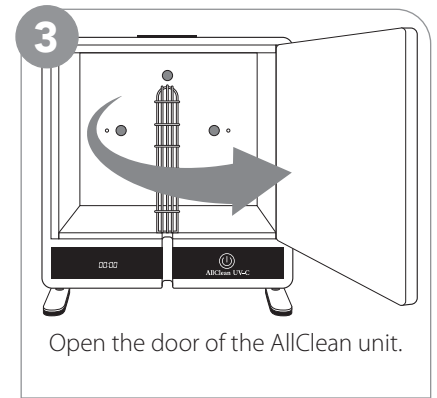
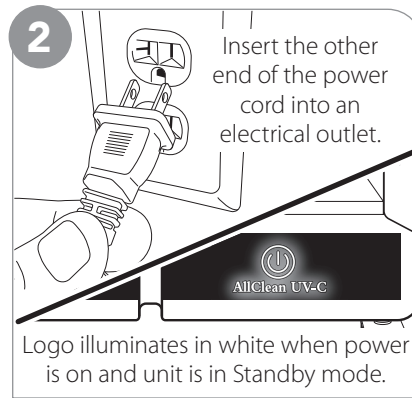
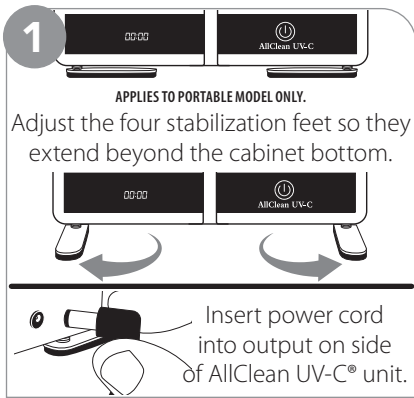


QUICK START GUIDE

for **PORTABLE** and **WALL MOUNT** models

Illustrations show portable model



Instructions for WALL MOUNT installation on reverse

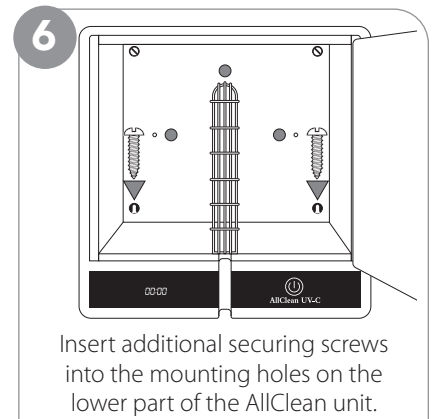
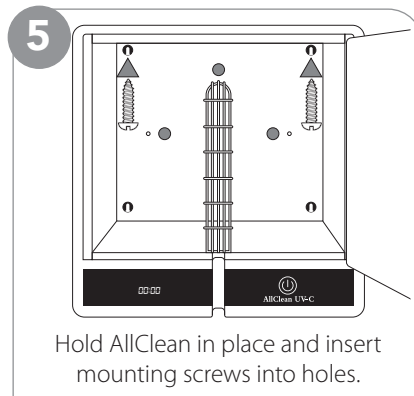
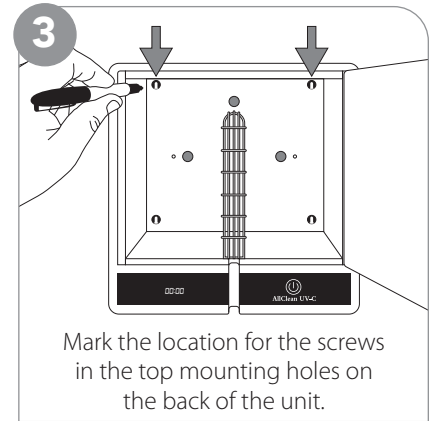
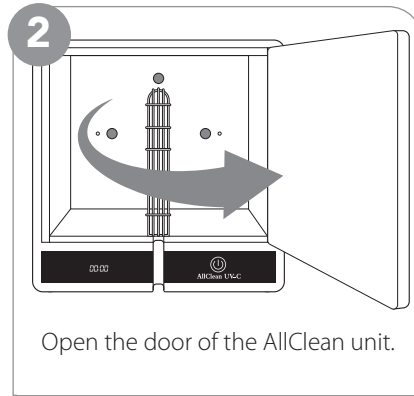
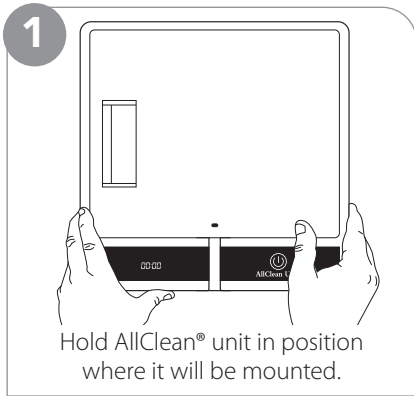


1-800-327-8547

allcleanhearing.com | info@eartech.com

AllClean UV-C®

WALL MOUNT installation



HOW TO USE – QUICK START GUIDE on reverse

FAQs

How long does it take to sanitize?

Each cycle runs a total of 3 minutes. There is a digital countdown timer, so you are able to see how much time is left in the cycle.

What is the kill rate?

The UV-C lamp kills approximately 99.8% of common bacteria, germs, and viruses.

What is the warranty?

We offer a 1-year limited manufacturer's warranty.

What other items can I put into this device?

AllClean UV-C was created for headphones and audiometric equipment, but since it is a UV-C sanitizer, it can be used on any items that fit inside the cabinet.



Remember to register your AllClean
www.allcleanuv-c.com/warranty

Need assistance?

1-800-327-8547
info@eartech.com



AllClean UV-C®

1-800-327-8547

allcleanhearing.com | info@eartech.com

IMPORTANT SAFETY INFORMATION

When using electrical products, especially when children are present, basic safety precautions should always be followed, including:

DANGER – To reduce the risk of electrocution:

- Do not use while bathing.
- Do not place or store product where it can fall or be pulled into a tub or sink.
- Do not place in or drop into water or other liquid
- Do not reach for this device if it has fallen into water.

WARNING – To reduce the risk of burns, electrocution, fire, or injury to persons:

- **NEVER look at the UV light when it's on. Looking at the UV light with the naked eye may cause severe burns to the eye.**
- Closely supervise use by, on or near children or invalids.
- Use this product only for its intended use as described in this guide.
- Never operate this product if it has a damaged cord or plug, if it is not working properly, if it has been dropped or damaged, or dropped into water. Return it to the place of purchase or service center for examination and repair.
- Never place the product on a soft surface such as a bed. Keep any air openings free of lint, hair, and the like.
- Do not use outdoors.
- The AC adapter included with your unit is made specifically for this product. Do not use it with another appliance, and do not use an adapter from any other electrical device in its place.

NOTE: This product is not designed to diagnose, prevent, monitor, treat, or alleviate disease.

OPERATING CONDITIONS

Operates at an ambient temperature of 70°F (21°C).

UV lamp will shut off if door is opened during the sanitizing cycle. The lamp also shuts off at the end of the 3 minute cycle time.

WARRANTY SERVICE (OUTSIDE NORTH AMERICA)

Contact the place of business where you obtained your AllClean.



Power Supply Information:
 INPUT: 100-240V 50/60 Hz, 1.5 A OUTPUT: 24 V 2000mA
 Power supplies used with this product are certified to UL. Consult label on enclosed power supply for certifications.

ALLCLEAN UV-C MODELS
 PORTABLE: AC-H10P-E WALL MOUNT: AC-H10W-E

©ALLCLEAN UV-C. ALL RIGHTS RESERVED. WORLDWIDE PATENTS AT EARTECH.COM/PATENTS

DESIGNED BY EAR TECHNOLOGY CORP. IN THE USA. MADE IN CHINA.



Ear Technology Corporation's Johnson City facilities have a Quality Management System certified to ISO 9001:2015 for the Design, Manufacture, Sale, and Distribution of Hearing Healthcare Products.
 Certified—Service Disabled Veteran Owned Small Business